

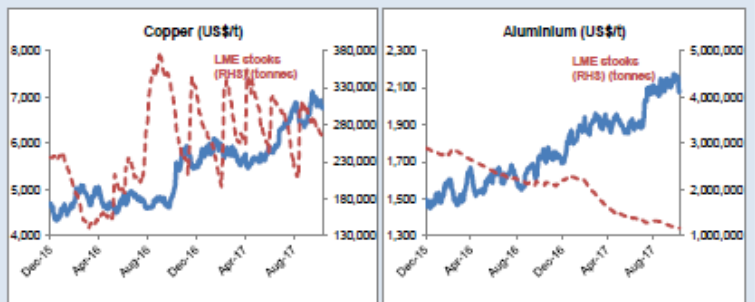
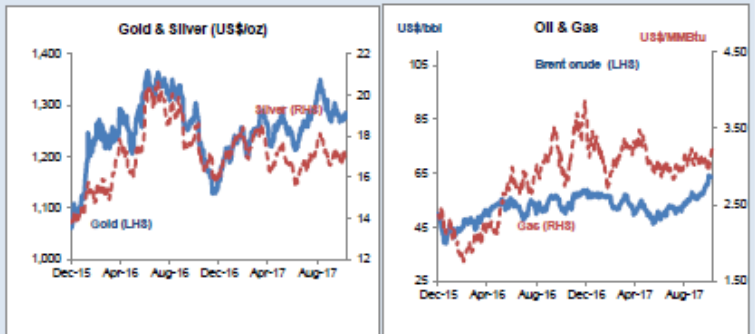


Daily Resources Overview

Monday 13 November 2017

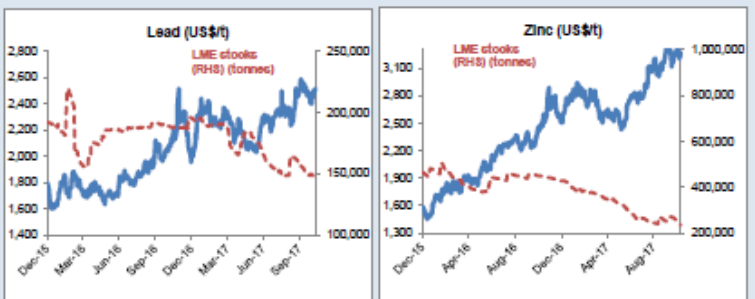
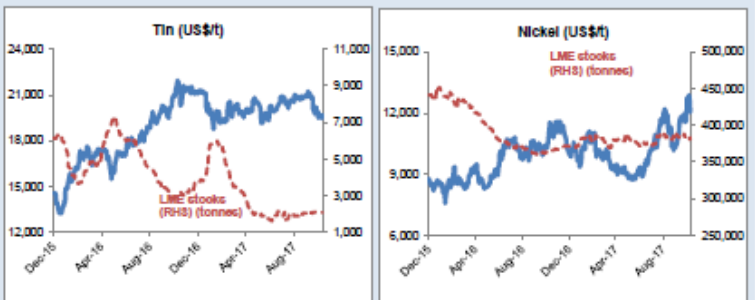
Commodity price movement

Commodity	Price	1D %ch	1M %ch	1Y %ch	YTD %ch
Precious Metals (COMEX)					
Gold (US\$/oz)	1275.47	-1.0	-0.6	1.3	12.1
Silver (US\$/oz)	16.88	-0.6	-1.4	-9.3	6.0
Platinum (US\$/oz)	929.00	-0.9	-0.3	-4.8	2.8
Industrial Metals (LME)					
Copper (US\$/t)	6753.75	-0.4	0.7	20.9	22.3
Aluminium (US\$/t)	2084.50	0.4	-2.5	17.8	22.3
Lead (US\$/t)	2514.25	0.1	-1.1	17.4	25.7
Zinc (US\$/t)	3267.25	1.2	-2.5	30.1	27.7
Tin (US\$/t)	19425.00	0.0	-6.3	-9.7	-8.0
Nickel (US\$/t)	12055.50	-1.6	9.8	4.9	21.0
Bulks					
Iron Ore (US\$/t)	62.60	0.5	2.6	-15.5	-20.6
Coking Coal (US\$/t)	187.60	3.9	2.6	-38.9	-17.0
Thermal Coal (US\$/t)	97.46	-0.8	2.0	-1.5	3.2
Energy					
Brent Crude (US\$/bbl)	64	-0.6	12.7	22.5	8.3
Natural Gas (US\$/MMBtu)	3.28	0.2	7.7	17.4	-10.7
Uranium (US\$/lb)	22.95	0.7	12.5	25.4	12.2
Softs					
Wheat (US\$/bu)	432	0.6	-0.9	-11.5	-7.2
Sugar (US\$/lb)	15	0.5	5.6	-23.3	-19.5
Corn (US\$/bu)	344	0.6	-1.6	-10.1	-9.6
Soy (US\$/bu)	987	0.2	1.1	-0.8	-0.6
Cotton (US\$/lb)	69	1.1	0.1	-0.2	-2.3
Other					
CRB Comdty Index	431	-0.1	1.0	5.2	1.9



Global resource share price movement

Company Name	Sector	1D %ch	1M %ch	1Y %ch	YTD %ch
Barrick Gold	Gold	-0.9	-16.2	-5.8	-12.5
Newmont	Gold	-1.0	-7.5	12.4	4.3
Goldcorp	Gold	-1.0	-0.3	0.8	-2.6
Anglo Platinum	Platinum	-0.1	17.4	29.1	57.6
Anglo American	Diversified	0.1	2.9	29.3	28.0
BHP Billiton PLC	Diversified	-0.4	6.5	12.6	12.0
Rio Tinto PLC	Diversified	0.5	3.2	20.4	17.0
Teck Resources	Diversified	0.4	-4.2	-10.7	1.5
Glenore	Diversified	-0.1	-1.5	32.0	32.9
Vale	Iron Ore	-0.2	6.6	29.1	30.6
Fortescue	Iron Ore	-0.4	-0.6	-22.6	-17.5
South32	Diversified	-3.2	4.0	19.1	22.2
China Shenhua	Coal	-2.1	0.6	33.3	56.9
Freeport MoMoRan	Copper	-2.1	-0.7	3.4	9.2
Antofagasta	Copper	-1.0	-4.8	37.0	43.3
Aloca	Aluminium	-0.7	-9.5	46.8	53.2
Chinalco	Aluminium	0.5	-17.5	72.9	81.6
Rusal	Aluminium	1.1	0.2	64.5	66.5
Norilsk Nickel	Nickel	0.8	12.9	21.5	17.6
Timah PT	Tin	-0.5	8.4	-26.4	-15.8
Boliden	Zinc	-0.1	0.8	31.9	23.7
Cameco	Uranium	0.3	5.9	0.8	-15.4
Arcelor Mittal	Steel	3.4	9.6	31.5	19.4

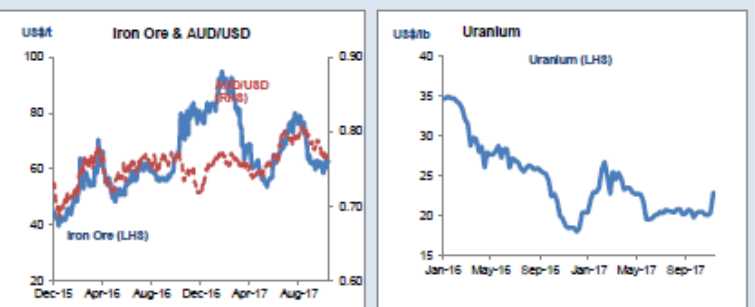


Commodity currency exchange rates (note: red = weakness against US\$)

Cross-rate	Spot	1D %ch	1M %ch	1Y %ch	YTD %ch
AUD/USD	0.77	-0.2	-2.0	1.4	6.3
USD/ZAR	14.38	-0.9	-4.7	-1.8	-4.4
USD/BRL	3.28	-1.0	-3.1	3.3	-0.9
USD/CAD	1.27	0.0	-1.6	6.9	6.0
USD/RUB	59.22	0.1	-2.5	11.4	3.9
USD/CNY	6.64	0.0	-1.0	2.5	4.6

LME warehouse inventories

Commodity	Tonnes	1D %ch	1M %ch	1Y %ch	YTD %ch
Copper	260,150	0.2	-10.3	-5.4	-19.3
Aluminium	1,168,375	-0.3	-5.7	-44.7	-47.0
Lead	146,700	0.2	-5.1	-21.8	-24.7
Zinc	235,225	-1.3	-9.8	-47.4	-45.0
Tin	2,100	1.4	5.3	-32.3	-43.9
Nickel	382,524	-0.1	-0.3	5.0	3.0



PRECIOUS METALS COMMENTARY

Gold prices have moved to solidly lower levels on the day in late-morning action Friday. Early losses were extended as profit-taking from the shorter-term futures traders is featured, ahead of the weekend. Gold prices dropped significantly as 4 million ounces of paper gold was dumped in the futures markets in a 15 minute period.



U.S. President Donald Trump said in a tweet on Sunday that North Korean leader Kim Jong Un had insulted him by calling him “old” and said he would never call Kim “short and fat.” Trump made the comment after attending the Asia-Pacific Economic Cooperation (APEC) summit in Vietnam. In a series of tweets he also said Chinese President Xi Jinping was “upping sanctions” on North Korea in response to its nuclear and missile programs and that Xi wanted Pyongyang to “denuclearize.”

One of Trump’s tweets read: “Why would Kim Jong-un insult me by calling me ‘old,’ when I would NEVER call him ‘short and fat?’ Oh well, I try so hard to be his friend - and maybe someday that will happen!”

Speaking later in Vietnam’s capital, Hanoi, Trump said “it would be very, very nice” if he and Kim became friends. “That might be a strange thing to happen but it’s a possibility,” he said. Source: Kitco

General Advice Warning

The contents of this document have been prepared without taking account of your objectives, financial situation or needs. You should, before taking any action to acquire or deal in, or follow a recommendation (if any) in respect of any of the financial products or information mentioned in this document, consult your own investment advisor to consider whether that is appropriate having regard to your own objectives, financial situation and needs. Whilst State One Stockbroking Ltd believes information contained in this document is based on information which is believed to be reliable, its accuracy and completeness are not guaranteed and no warranty of accuracy or reliability is given or implied and no responsibility for any loss or damage arising in any way for any representation, act or omission is accepted by State One Stockbroking Ltd or any officer, agent or employee of State One Stockbroking Ltd. If applicable, you should obtain the Product Disclosure Statement relating to the relevant financial product mentioned in this document (which contains full details of the terms and conditions of the financial product) and consider it before making any decision about whether to acquire the financial product.

Disclosure

The directors and associated persons of State One Stockbroking Ltd may have an interest in the financial products discussed in this document and they may earn brokerage, commissions, fees and advantages, pecuniary or otherwise, in connection with the making of a recommendation or dealing by a client in such financial products. State One Stockbroking Ltd has also received a commission on the preparation of this research note. The Research Analyst who prepared this report hereby certifies that the views expressed in this research document accurately reflect the analyst's personal views about the company and its financial products. The research analyst has not been and will not be receiving direct or indirect compensation for expressing the specific recommendations or views in this report. This research at all times remains the property of State One Stockbroking Ltd. And as such cannot be reprinted, distributed, copied, posted on the internet, in part or whole, without written prior approval from the Executive Director of State One Stockbroking Ltd.

Alan Hill
Executive Chairman
Phone: +61 8 9288 3388
ahill@stateone.com.au

Ric Heydon
Equities & Derivatives Advisor
Phone: +61 8 9288 3307
rheydon@stateone.com.au

Mark Sullivan
Institutional Dealer
Phone: +61 2 9024 9134
msullivan@stateone.com.au

Thomas Tan
Equities Advisor
Phone: +61 2 9024 9131
ttan@stateone.com.au

Morris Levitzke
Equities Advisor
Phone: +61 8 9288 3315
mlevitzke@stateone.com.au

Graeme Johnson
Equities & Derivatives Advisor
Phone: +61 8 9288 3316
gjohnson@stateone.com.au

Yitz Barber
Equities Advisor
Phone: +61 2 9024 9107
ybarber@stateone.com.au

Tammie Wong
Equities Advisor
Phone: +61 2 9024 9133
twong@stateone.com.au

Dawn Chia
Business Development Manager
Phone: +61 8 9288 3336
Dawn.Chia@stateone.com.au

David Zhang
Equities Advisor
Phone: +61 2 9024 9130
dzhang@stateone.com.au

David Brennan
Senior Investment Analyst
Phone: +61 2 9024 9142
dbrennan@stateone.com.au

Disclosure: State One Stockbroking Ltd ABN 95 092 989 083 is holder of AFS Licence Number 247100 and an ASX and Chi-X Market Participant. State One Stockbroking Ltd and/or its associated entities, directors, authorised representatives, employees and associated persons of State One may have an interest in the financial products discussed in this document and they may earn brokerage, commissions, fees and advantages, pecuniary or otherwise, in connection with the making of a recommendation or dealing by a client in such financial products. Further, State One Stockbroking Ltd and/or its affiliated companies may have acted as manager or co-manager of a public offering of any such securities or may have provided corporate finance to the companies referred to in the report. Whilst State One Stockbroking Ltd and its related companies believes information contained in this document is based on information which is believed to be reliable, its accuracy and completeness are not guaranteed and no warranty of accuracy or reliability is given or implied and no responsibility for any loss or damage arising in any way for any representation, act or omission is accepted by State One or any officer, agent or employee of State One Stockbroking Ltd or any related company. Nor do they accept any liability or responsibility arising in any way (including negligence) for errors in, or omissions from, this document or advice.